

Survey Response Counts

Section: Purpose and Direction

| Question / Institution | | | Strongly Agree | Agree | Neutral | Disagree | Strongly Disagree | Not Applicable | Total |
|---|-----------------|---------------|----------------|--------|---------|----------|-------------------|----------------|-------|
| | | | % | % | % | % | % | % | % |
| 1. Our school's purpose statement is clearly focused on student success. | Voyager Academy | Average Score | 44.84% | 46.31% | 6.49% | 1.18% | 0.88% | 0.29% | 100% |
| | | 4.32 | 44.84% | 46.31% | 6.49% | 1.18% | 0.88% | 0.29% | 100% |
| | Total | | | 44.84% | 46.31% | 6.49% | 1.18% | 0.88% | 0.29% |
| 2. Our school's purpose statement is formally reviewed and revised with involvement from parents. | Voyager Academy | Average Score | 27.43% | 31.27% | 26.55% | 7.67% | 4.13% | 2.95% | 100% |
| | | 3.61 | 27.43% | 31.27% | 26.55% | 7.67% | 4.13% | 2.95% | 100% |
| | Total | | | 27.43% | 31.27% | 26.55% | 7.67% | 4.13% | 2.95% |
| 3. Our school has established goals and a plan for improving student learning. | Voyager Academy | Average Score | 39.23% | 44.25% | 11.8% | 2.65% | 1.77% | 0.29% | 100% |
| | | 4.16 | 39.23% | 44.25% | 11.8% | 2.65% | 1.77% | 0.29% | 100% |
| | Total | | | 39.23% | 44.25% | 11.8% | 2.65% | 1.77% | 0.29% |
| Total | | | 37.17% | 40.61% | 14.95% | 3.83% | 2.26% | 1.18% | 100% |

Section: Governance and Leadership

| Question / Institution | | | Strongly Agree | Agree | Neutral | Disagree | Strongly Disagree | Not Applicable | Total |
|---|-----------------|---------------|----------------|--------|---------|----------|-------------------|----------------|-------|
| | | | % | % | % | % | % | % | % |
| 4. Our school's governing body operates responsibly and functions effectively. | Voyager Academy | Average Score | 25.62% | 48.15% | 18.21% | 5.25% | 2.78% | 0% | 100% |
| | | 3.89 | 25.62% | 48.15% | 18.21% | 5.25% | 2.78% | 0% | 100% |
| | Total | | | 25.62% | 48.15% | 18.21% | 5.25% | 2.78% | 0% |
| 5. Our school's governing body does not interfere with the operation or leadership of our school. | Voyager Academy | Average Score | 20.37% | 35.19% | 32.1% | 6.48% | 2.78% | 3.09% | 100% |
| | | 3.55 | 20.37% | 35.19% | 32.1% | 6.48% | 2.78% | 3.09% | 100% |
| | Total | | | 20.37% | 35.19% | 32.1% | 6.48% | 2.78% | 3.09% |

| Question / Institution | | | Strongly Agree | Agree | Neutral | Disagree | Strongly Disagree | Not Applicable | Total |
|---|-----------------|---------------|----------------|--------|---------|----------|-------------------|----------------|-------|
| | | | % | % | % | % | % | % | % |
| 6. Our school has high expectations for students in all classes. | Voyager Academy | Average Score | 38.27% | 48.15% | 6.79% | 5.86% | 0.62% | 0.31% | 100% |
| | | 4.17 | 38.27% | 48.15% | 6.79% | 5.86% | 0.62% | 0.31% | 100% |
| | Total | | | 38.27% | 48.15% | 6.79% | 5.86% | 0.62% | 0.31% |
| 7. Our school shares responsibility for student learning with its stakeholders. | Voyager Academy | Average Score | 27.78% | 49.38% | 15.12% | 4.94% | 0.31% | 2.47% | 100% |
| | | 3.92 | 27.78% | 49.38% | 15.12% | 4.94% | 0.31% | 2.47% | 100% |
| | Total | | | 27.78% | 49.38% | 15.12% | 4.94% | 0.31% | 2.47% |
| 8. Our school communicates effectively about the school's goals and activities. | Voyager Academy | Average Score | 36.73% | 42.28% | 12.65% | 5.86% | 2.47% | 0% | 100% |
| | | 4.05 | 36.73% | 42.28% | 12.65% | 5.86% | 2.47% | 0% | 100% |
| | Total | | | 36.73% | 42.28% | 12.65% | 5.86% | 2.47% | 0% |
| 9. Our school provides opportunities for stakeholders to be involved in the school. | Voyager Academy | Average Score | 35.19% | 41.67% | 15.74% | 4.01% | 0.93% | 2.47% | 100% |
| | | 3.99 | 35.19% | 41.67% | 15.74% | 4.01% | 0.93% | 2.47% | 100% |
| | Total | | | 35.19% | 41.67% | 15.74% | 4.01% | 0.93% | 2.47% |
| Total | | | 30.66% | 44.14% | 16.77% | 5.4% | 1.65% | 1.39% | 100% |

Section: Teaching and Assessing for Learning

| Question / Institution | | | Strongly Agree | Agree | Neutral | Disagree | Strongly Disagree | Not Applicable | Total |
|---|-----------------|---------------|----------------|--------|---------|----------|-------------------|----------------|-------|
| | | | % | % | % | % | % | % | % |
| 10. All of my child's teachers provide an equitable curriculum that meets his/her learning needs. | Voyager Academy | Average Score | 33.55% | 46.91% | 10.1% | 7.49% | 1.95% | 0% | 100% |
| | | 4.03 | 33.55% | 46.91% | 10.1% | 7.49% | 1.95% | 0% | 100% |
| | Total | | | 33.55% | 46.91% | 10.1% | 7.49% | 1.95% | 0% |
| 11. All of my child's teachers give work that challenges my child. | Voyager Academy | Average Score | 32.9% | 43.65% | 7.82% | 11.73% | 3.26% | 0.65% | 100% |
| | | 3.89 | 32.9% | 43.65% | 7.82% | 11.73% | 3.26% | 0.65% | 100% |
| | Total | | | 32.9% | 43.65% | 7.82% | 11.73% | 3.26% | 0.65% |
| 12. All of my child's teachers use a variety of teaching strategies and learning activities. | Voyager Academy | Average Score | 37.79% | 44.63% | 13.36% | 2.61% | 1.3% | 0.33% | 100% |
| | | 4.14 | 37.79% | 44.63% | 13.36% | 2.61% | 1.3% | 0.33% | 100% |
| | Total | | | 37.79% | 44.63% | 13.36% | 2.61% | 1.3% | 0.33% |

| Question / Institution | | Strongly Agree | Agree | Neutral | Disagree | Strongly Disagree | Not Applicable | Total | |
|---|-----------------|----------------|--------|---------|----------|-------------------|----------------|-------|------|
| | | | | | | | | | % |
| 13. All of my child's teachers meet his/her learning needs by individualizing instruction. | Voyager Academy | Average Score | 22.8% | 39.09% | 23.13% | 12.05% | 2.61% | 0.33% | 100% |
| | | 3.66 | 22.8% | 39.09% | 23.13% | 12.05% | 2.61% | 0.33% | 100% |
| | Total | 22.8% | 39.09% | 23.13% | 12.05% | 2.61% | 0.33% | 100% | |
| 14. All of my child's teachers work as a team to help my child learn. | Voyager Academy | Average Score | 37.13% | 42.35% | 14.33% | 4.56% | 0.65% | 0.98% | 100% |
| | | 4.08 | 37.13% | 42.35% | 14.33% | 4.56% | 0.65% | 0.98% | 100% |
| | Total | 37.13% | 42.35% | 14.33% | 4.56% | 0.65% | 0.98% | 100% | |
| 15. All of my child's teachers help me to understand my child's progress. | Voyager Academy | Average Score | 30.94% | 44.95% | 14.01% | 6.84% | 3.26% | 0% | 100% |
| | | 3.93 | 30.94% | 44.95% | 14.01% | 6.84% | 3.26% | 0% | 100% |
| | Total | 30.94% | 44.95% | 14.01% | 6.84% | 3.26% | 0% | 100% | |
| 16. All of my child's teachers keep me informed regularly of how my child is being graded. | Voyager Academy | Average Score | 28.34% | 38.76% | 16.94% | 11.4% | 3.91% | 0.65% | 100% |
| | | 3.74 | 28.34% | 38.76% | 16.94% | 11.4% | 3.91% | 0.65% | 100% |
| | Total | 28.34% | 38.76% | 16.94% | 11.4% | 3.91% | 0.65% | 100% | |
| 17. All of my child's teachers report on my child's progress in easy to understand language. | Voyager Academy | Average Score | 35.5% | 46.91% | 11.07% | 3.58% | 2.28% | 0.65% | 100% |
| | | 4.08 | 35.5% | 46.91% | 11.07% | 3.58% | 2.28% | 0.65% | 100% |
| | Total | 35.5% | 46.91% | 11.07% | 3.58% | 2.28% | 0.65% | 100% | |
| 18. My child sees a relationship between what is being taught and his/her everyday life. | Voyager Academy | Average Score | 23.78% | 48.53% | 18.57% | 8.14% | 0.65% | 0.33% | 100% |
| | | 3.86 | 23.78% | 48.53% | 18.57% | 8.14% | 0.65% | 0.33% | 100% |
| | Total | 23.78% | 48.53% | 18.57% | 8.14% | 0.65% | 0.33% | 100% | |
| 19. My child knows the expectations for learning in all classes. | Voyager Academy | Average Score | 37.46% | 50.16% | 9.45% | 2.28% | 0.33% | 0.33% | 100% |
| | | 4.21 | 37.46% | 50.16% | 9.45% | 2.28% | 0.33% | 0.33% | 100% |
| | Total | 37.46% | 50.16% | 9.45% | 2.28% | 0.33% | 0.33% | 100% | |
| 20. My child has at least one adult advocate in the school. | Voyager Academy | Average Score | 33.55% | 41.04% | 17.92% | 5.21% | 0.98% | 1.3% | 100% |
| | | 3.97 | 33.55% | 41.04% | 17.92% | 5.21% | 0.98% | 1.3% | 100% |
| | Total | 33.55% | 41.04% | 17.92% | 5.21% | 0.98% | 1.3% | 100% | |
| 21. My child is given multiple assessments to measure his/her understanding of what was taught. | Voyager Academy | Average Score | 29.97% | 50.81% | 15.64% | 2.28% | 0.98% | 0.33% | 100% |
| | | 4.06 | 29.97% | 50.81% | 15.64% | 2.28% | 0.98% | 0.33% | 100% |
| | Total | 29.97% | 50.81% | 15.64% | 2.28% | 0.98% | 0.33% | 100% | |

| Question / Institution | | | Strongly Agree | Agree | Neutral | Disagree | Strongly Disagree | Not Applicable | Total |
|--|-----------------|---------------|----------------|--------|---------|----------|-------------------|----------------|-------|
| | | | % | % | % | % | % | % | % |
| 22. My child has up-to-date computers and other technology to learn. | Voyager Academy | Average Score | 41.04% | 44.63% | 9.12% | 2.93% | 1.3% | 0.98% | 100% |
| | | 4.18 | 41.04% | 44.63% | 9.12% | 2.93% | 1.3% | 0.98% | 100% |
| | Total | | | 41.04% | 44.63% | 9.12% | 2.93% | 1.3% | 0.98% |
| 23. My child has access to support services based on his/her identified needs. | Voyager Academy | Average Score | 29.32% | 35.18% | 21.5% | 5.54% | 1.63% | 6.84% | 100% |
| | | 3.64 | 29.32% | 35.18% | 21.5% | 5.54% | 1.63% | 6.84% | 100% |
| | Total | | | 29.32% | 35.18% | 21.5% | 5.54% | 1.63% | 6.84% |
| Total | | | 32.43% | 44.11% | 14.5% | 6.19% | 1.79% | 0.98% | 100% |

Section: Resources and Support Systems

| Question / Institution | | | Strongly Agree | Agree | Neutral | Disagree | Strongly Disagree | Not Applicable | Total |
|---|-----------------|---------------|----------------|--------|---------|----------|-------------------|----------------|-------|
| | | | % | % | % | % | % | % | % |
| 24. Our school provides qualified staff members to support student learning. | Voyager Academy | Average Score | 38.61% | 48.18% | 8.91% | 2.97% | 0.99% | 0.33% | 100% |
| | | 4.19 | 38.61% | 48.18% | 8.91% | 2.97% | 0.99% | 0.33% | 100% |
| | Total | | | 38.61% | 48.18% | 8.91% | 2.97% | 0.99% | 0.33% |
| 25. Our school provides an adequate supply of learning resources that are current and in good condition. | Voyager Academy | Average Score | 38.61% | 47.52% | 9.57% | 2.97% | 1.32% | 0% | 100% |
| | | 4.19 | 38.61% | 47.52% | 9.57% | 2.97% | 1.32% | 0% | 100% |
| | Total | | | 38.61% | 47.52% | 9.57% | 2.97% | 1.32% | 0% |
| 26. Our school provides a safe learning environment. | Voyager Academy | Average Score | 56.11% | 39.27% | 1.65% | 1.98% | 0.66% | 0.33% | 100% |
| | | 4.47 | 56.11% | 39.27% | 1.65% | 1.98% | 0.66% | 0.33% | 100% |
| | Total | | | 56.11% | 39.27% | 1.65% | 1.98% | 0.66% | 0.33% |
| 27. Our school provides students with access to a variety of information resources to support their learning. | Voyager Academy | Average Score | 43.56% | 45.21% | 8.58% | 1.65% | 0.99% | 0% | 100% |
| | | 4.29 | 43.56% | 45.21% | 8.58% | 1.65% | 0.99% | 0% | 100% |
| | Total | | | 43.56% | 45.21% | 8.58% | 1.65% | 0.99% | 0% |

| Question / Institution | | Strongly Agree | Agree | Neutral | Disagree | Strongly Disagree | Not Applicable | Total | |
|---|-----------------|----------------|--------|---------|----------|-------------------|----------------|-------|------|
| | | % | % | % | % | % | % | % | |
| 28. Our school provides excellent support services (e.g., counseling, and/or career planning). | Voyager Academy | Average Score | 22.11% | 32.34% | 28.05% | 8.58% | 1.98% | 6.93% | 100% |
| | | 3.43 | 22.11% | 32.34% | 28.05% | 8.58% | 1.98% | 6.93% | 100% |
| | Total | 22.11% | 32.34% | 28.05% | 8.58% | 1.98% | 6.93% | 100% | |
| 29. Our school provides opportunities for students to participate in activities that interest them. | Voyager Academy | Average Score | 34.32% | 49.5% | 10.23% | 4.29% | 0.99% | 0.66% | 100% |
| | | 4.1 | 34.32% | 49.5% | 10.23% | 4.29% | 0.99% | 0.66% | 100% |
| | Total | 34.32% | 49.5% | 10.23% | 4.29% | 0.99% | 0.66% | 100% | |
| 30. Our school ensures that the facilities support student learning. | Voyager Academy | Average Score | 40.92% | 49.5% | 7.59% | 0.99% | 0.66% | 0.33% | 100% |
| | | 4.28 | 40.92% | 49.5% | 7.59% | 0.99% | 0.66% | 0.33% | 100% |
| | Total | 40.92% | 49.5% | 7.59% | 0.99% | 0.66% | 0.33% | 100% | |
| 31. Our school ensures the effective use of financial resources. | Voyager Academy | Average Score | 25.74% | 40.26% | 25.41% | 5.94% | 0.66% | 1.98% | 100% |
| | | 3.79 | 25.74% | 40.26% | 25.41% | 5.94% | 0.66% | 1.98% | 100% |
| | Total | 25.74% | 40.26% | 25.41% | 5.94% | 0.66% | 1.98% | 100% | |
| 32. Our school ensures that instructional time is protected and interruptions are minimized. | Voyager Academy | Average Score | 36.3% | 51.82% | 7.92% | 3.3% | 0% | 0.66% | 100% |
| | | 4.19 | 36.3% | 51.82% | 7.92% | 3.3% | 0% | 0.66% | 100% |
| | Total | 36.3% | 51.82% | 7.92% | 3.3% | 0% | 0.66% | 100% | |
| Total | | | 37.37% | 44.85% | 11.99% | 3.63% | 0.92% | 1.25% | 100% |

Section: Using Results for Continuous Improvement

| Question / Institution | | Strongly Agree | Agree | Neutral | Disagree | Strongly Disagree | Not Applicable | Total | |
|---|-----------------|----------------|--------|---------|----------|-------------------|----------------|-------|------|
| | | % | % | % | % | % | % | % | |
| 33. Our school ensures that all staff members monitor and report the achievement of school goals. | Voyager Academy | Average Score | 25.25% | 43.77% | 24.24% | 4.38% | 1.01% | 1.35% | 100% |
| | | 3.84 | 25.25% | 43.77% | 24.24% | 4.38% | 1.01% | 1.35% | 100% |
| | Total | 25.25% | 43.77% | 24.24% | 4.38% | 1.01% | 1.35% | 100% | |

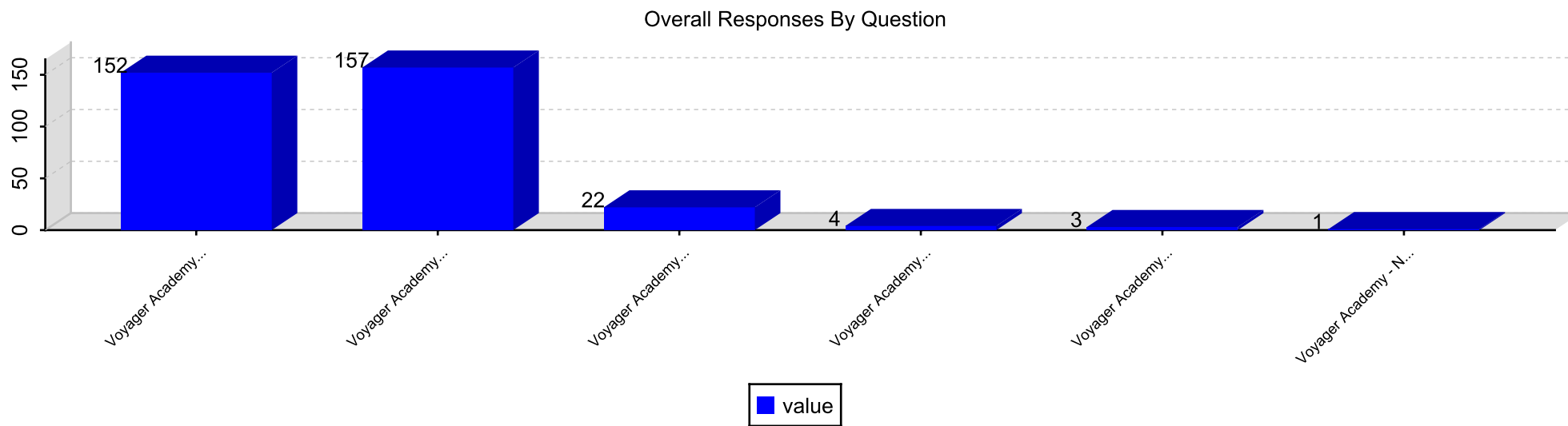
| Question / Institution | | Strongly Agree | Agree | Neutral | Disagree | Strongly Disagree | Not Applicable | Total | |
|---|-----------------|----------------|--------|---------|----------|-------------------|----------------|-------|------|
| | | % | % | % | % | % | % | % | |
| 34. My child is prepared for success in the next school year. | Voyager Academy | Average Score | 30.64% | 48.48% | 15.82% | 3.37% | 0.67% | 1.01% | 100% |
| | | 4.02 | 30.64% | 48.48% | 15.82% | 3.37% | 0.67% | 1.01% | 100% |
| | Total | 30.64% | 48.48% | 15.82% | 3.37% | 0.67% | 1.01% | 100% | |
| 35. My child has administrators and teachers that monitor and inform me of his/her learning progress. | Voyager Academy | Average Score | 32.32% | 45.79% | 12.46% | 7.41% | 1.68% | 0.34% | 100% |
| | | 3.99 | 32.32% | 45.79% | 12.46% | 7.41% | 1.68% | 0.34% | 100% |
| | Total | 32.32% | 45.79% | 12.46% | 7.41% | 1.68% | 0.34% | 100% | |
| Total | | 29.41% | 46.02% | 17.51% | 5.05% | 1.12% | 0.9% | 100% | |

Responses By Section and Question

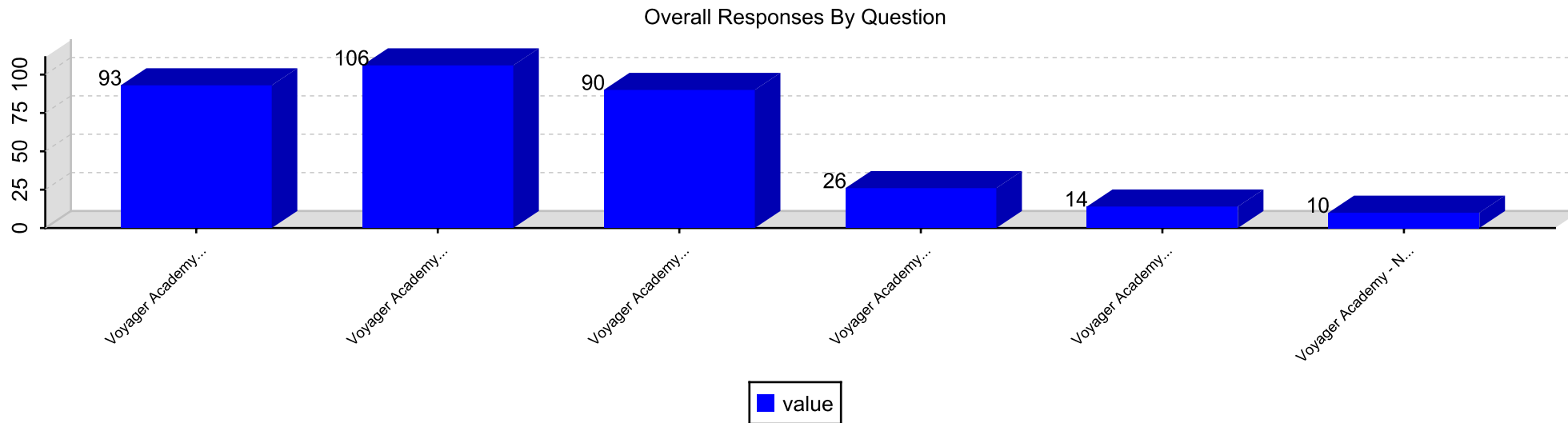
Section: Purpose and Direction

Responses By Question

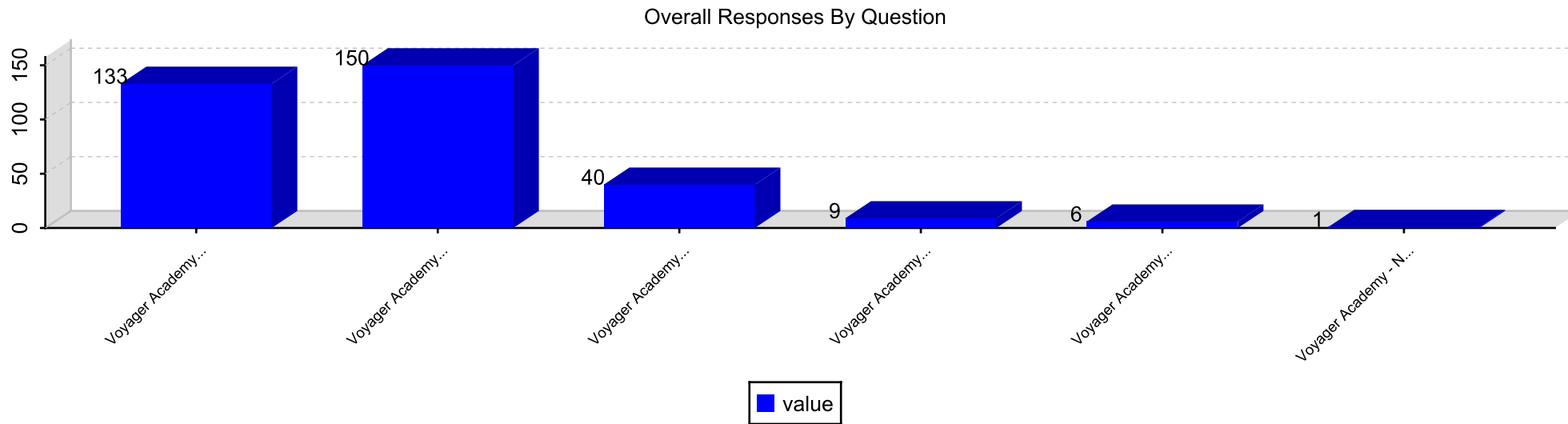
Question 1. Our school's purpose statement is clearly focused on student success.



Question 2. Our school's purpose statement is formally reviewed and revised with involvement from parents.



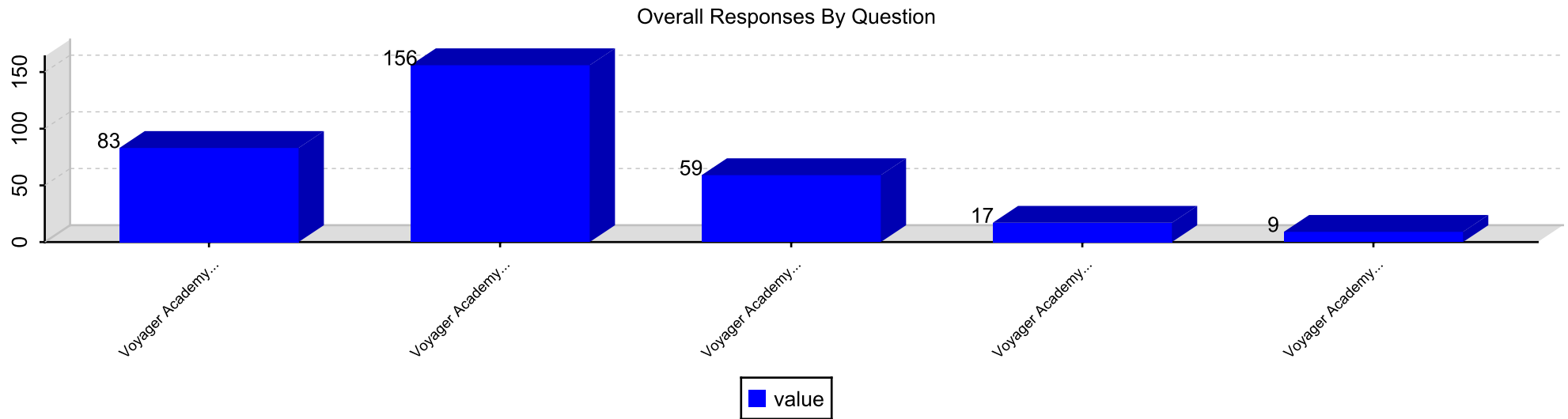
Question 3. Our school has established goals and a plan for improving student learning.



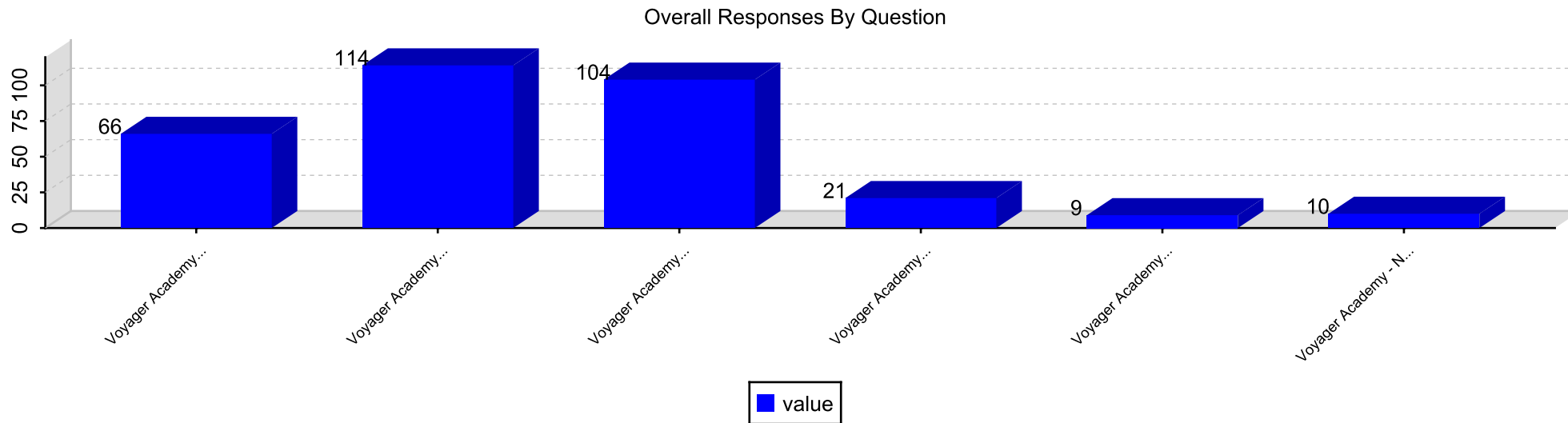
Section: Governance and Leadership

Responses By Question

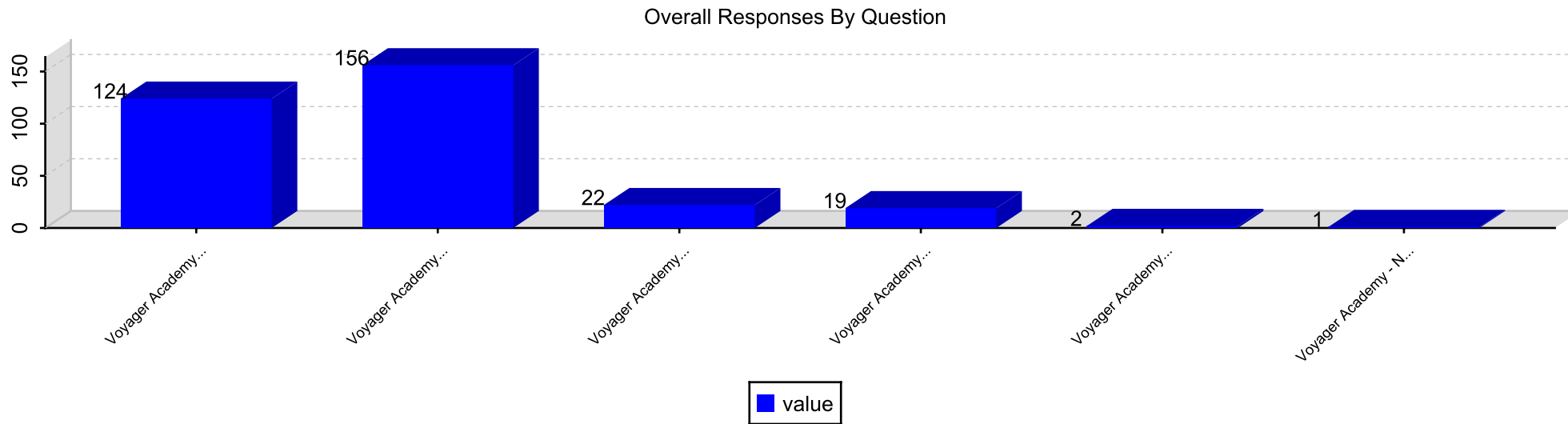
Question 4. Our school's governing body operates responsibly and functions effectively.



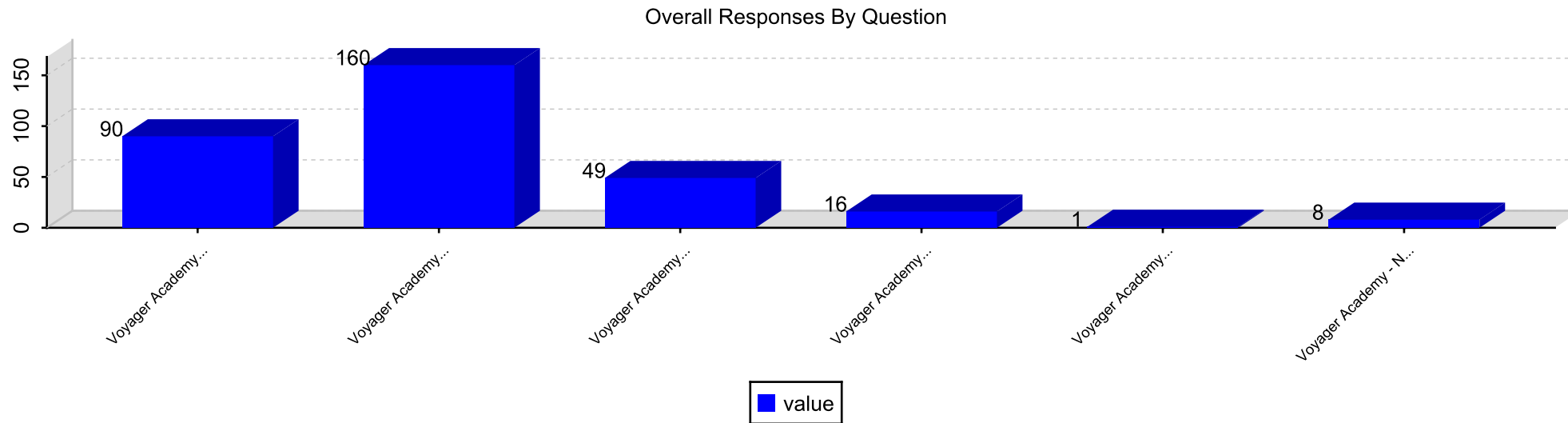
Question 5. Our school's governing body does not interfere with the operation or leadership of our school.



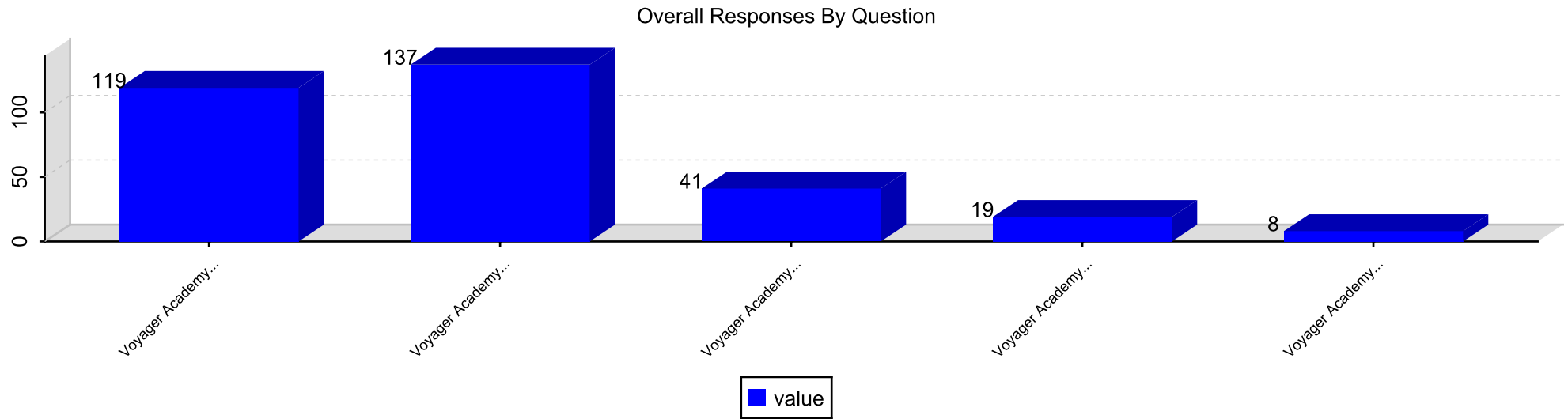
Question 6. Our school has high expectations for students in all classes.



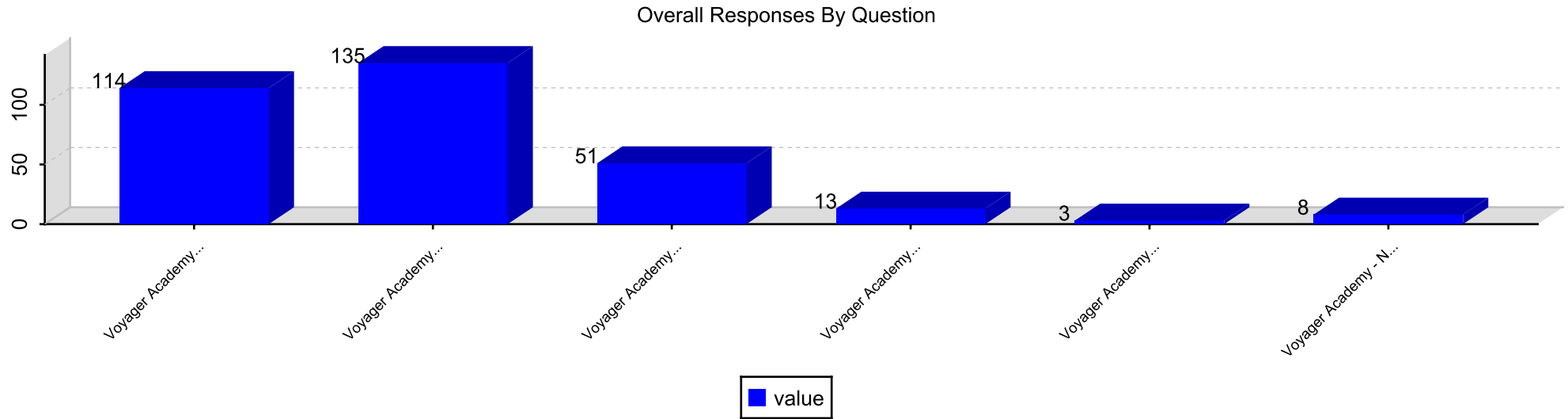
Question 7. Our school shares responsibility for student learning with its stakeholders.



Question 8. Our school communicates effectively about the school's goals and activities.



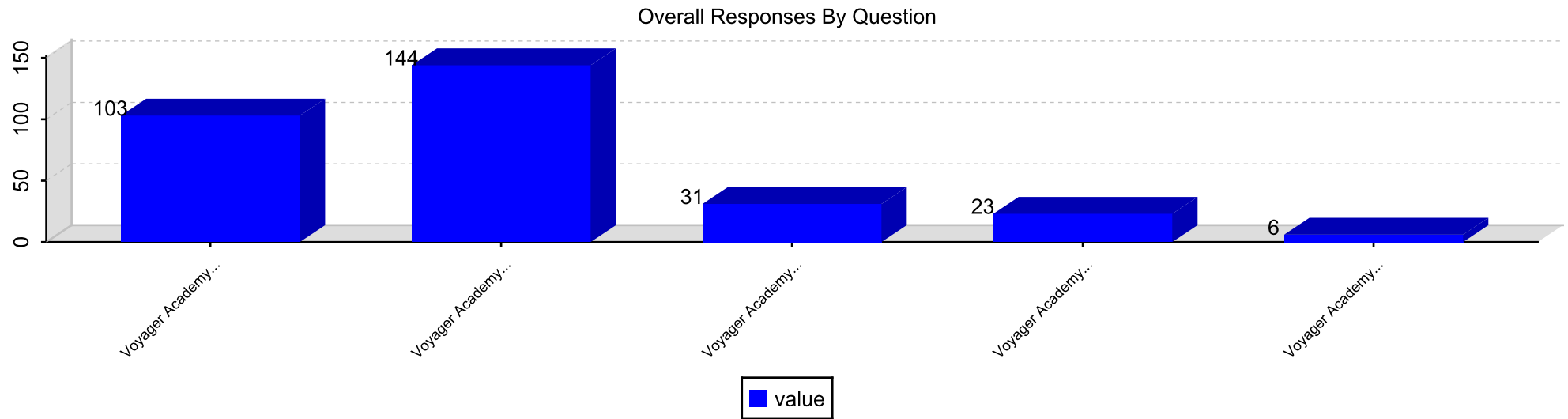
Question 9. Our school provides opportunities for stakeholders to be involved in the school.



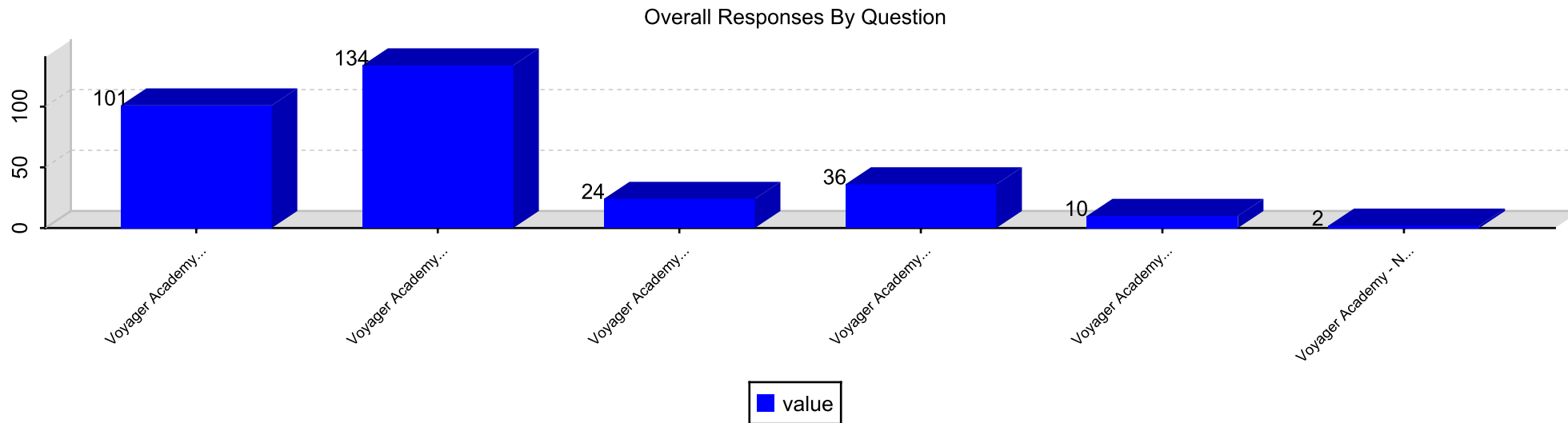
Section: Teaching and Assessing for Learning

Responses By Question

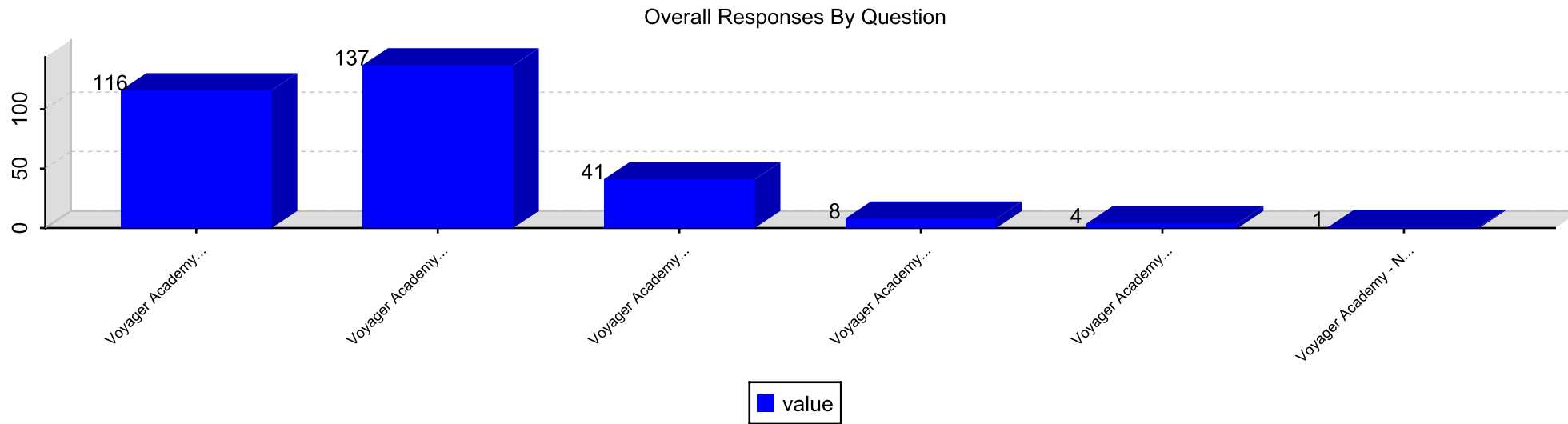
Question 10. All of my child's teachers provide an equitable curriculum that meets his/her learning needs.



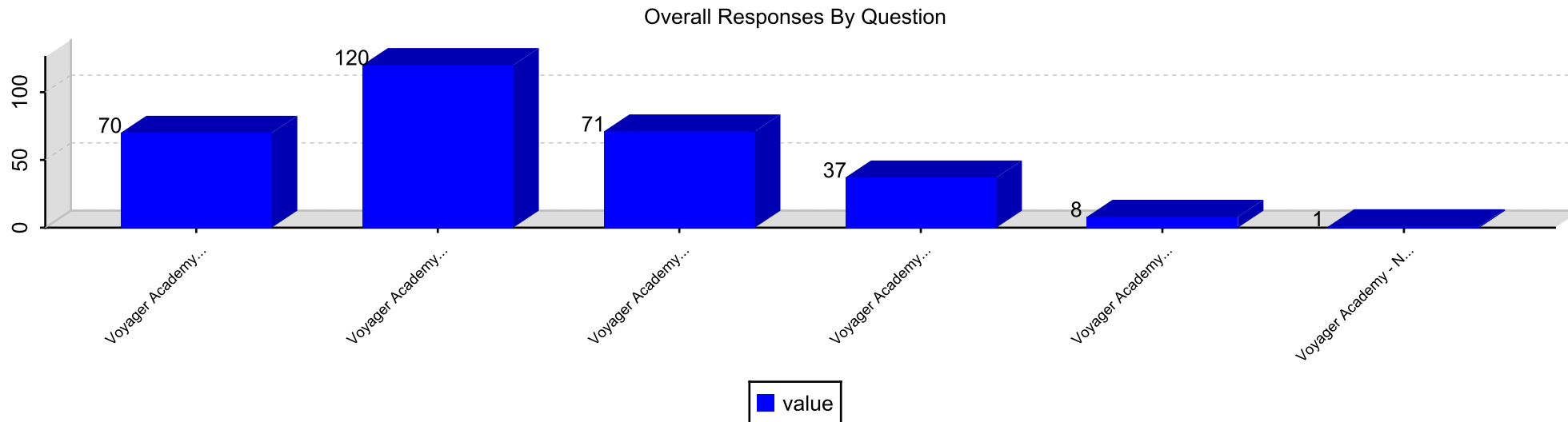
Question 11. All of my child's teachers give work that challenges my child.



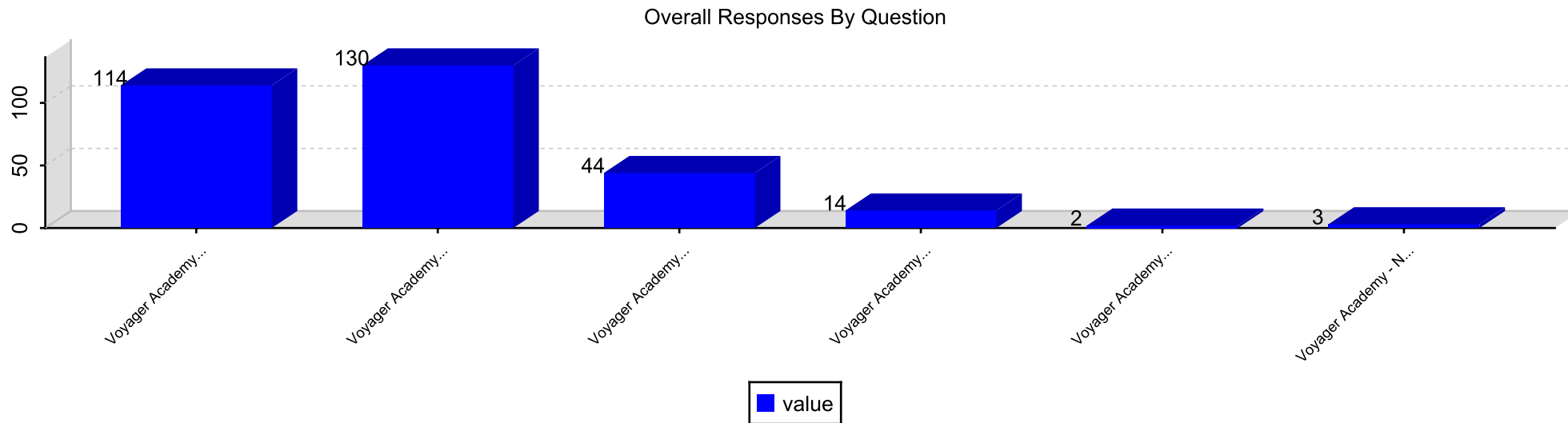
Question 12. All of my child's teachers use a variety of teaching strategies and learning activities.



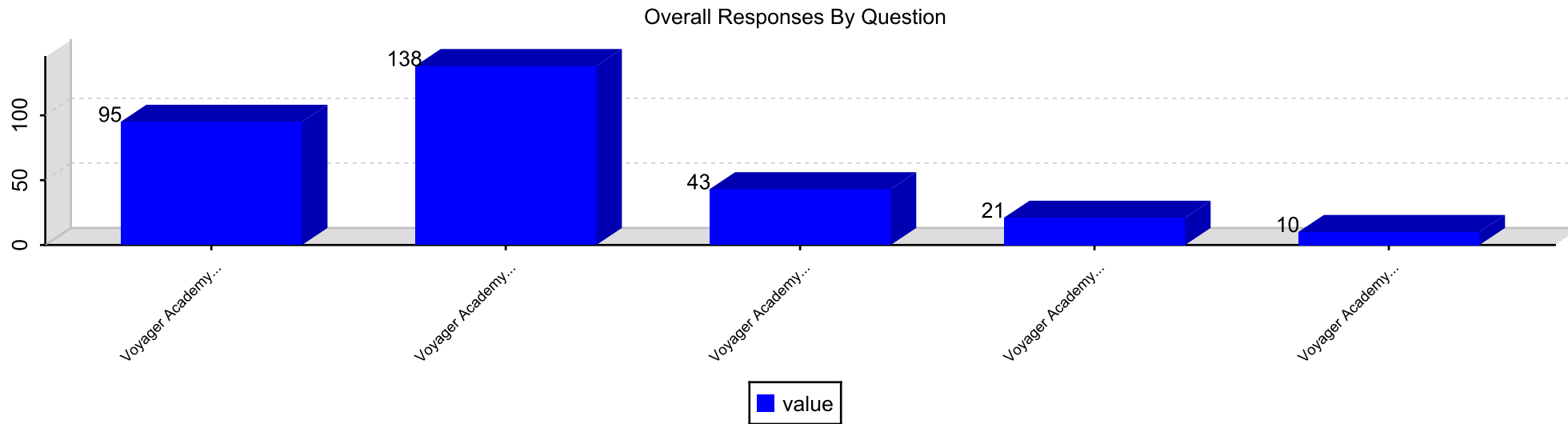
Question 13. All of my child's teachers meet his/her learning needs by individualizing instruction.



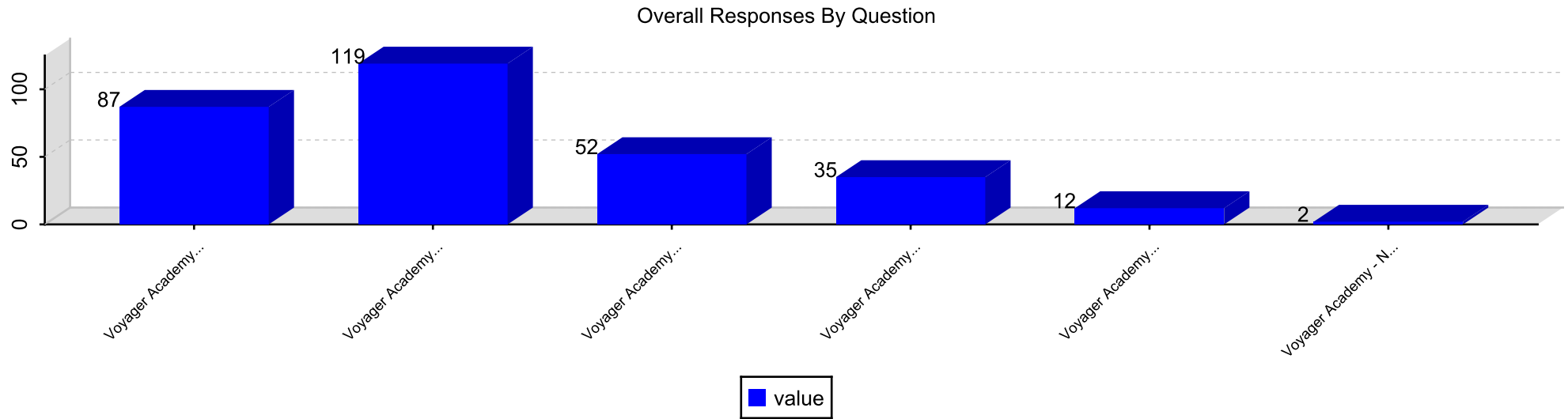
Question 14. All of my child's teachers work as a team to help my child learn.



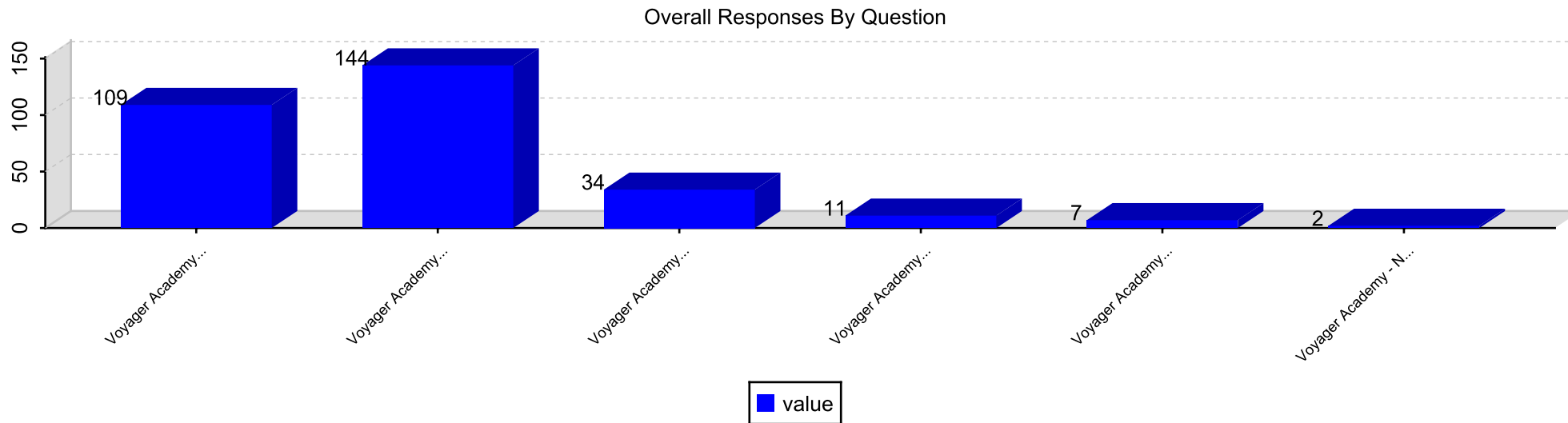
Question 15. All of my child's teachers help me to understand my child's progress.



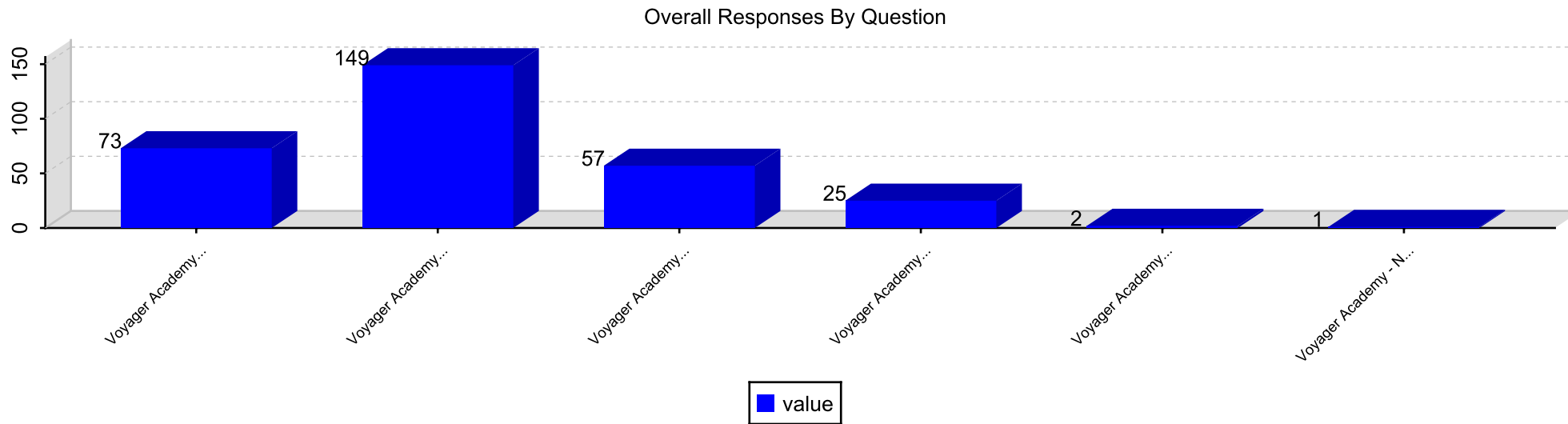
Question 16. All of my child's teachers keep me informed regularly of how my child is being graded.



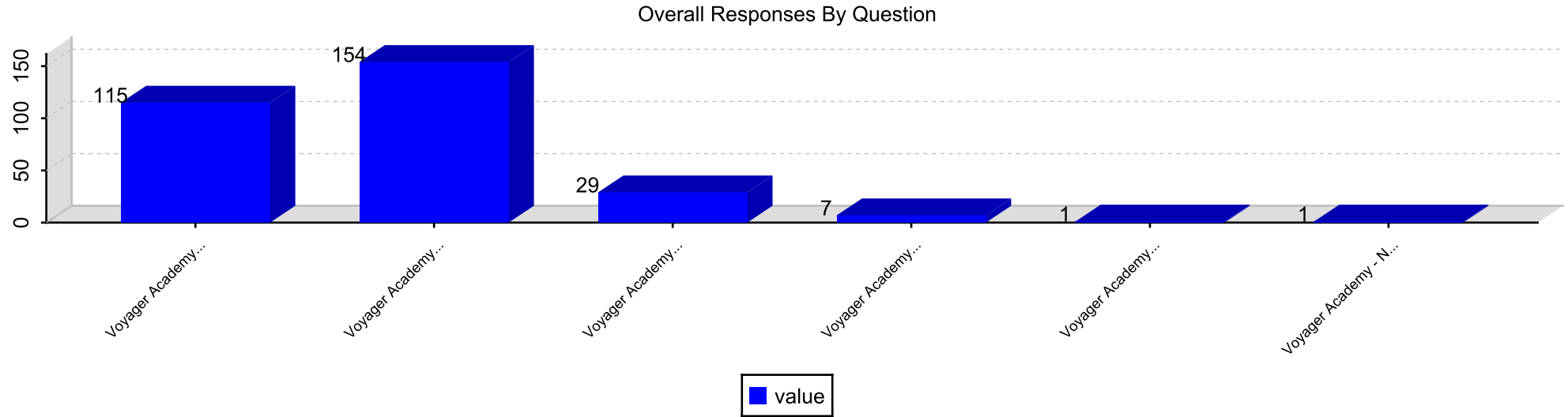
Question 17. All of my child's teachers report on my child's progress in easy to understand language.



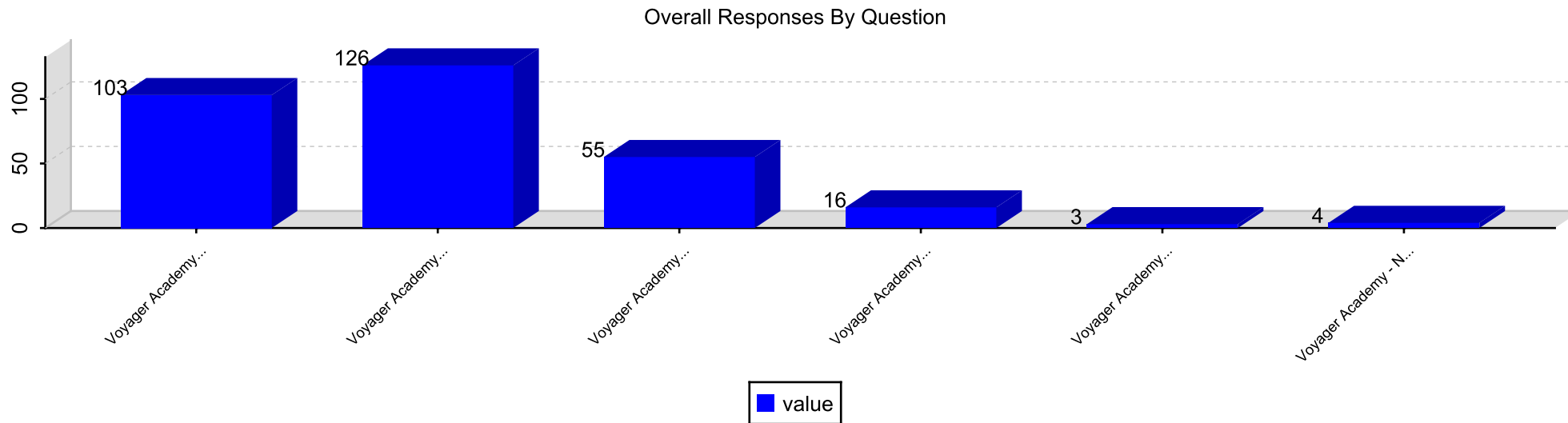
Question 18. My child sees a relationship between what is being taught and his/her everyday life.



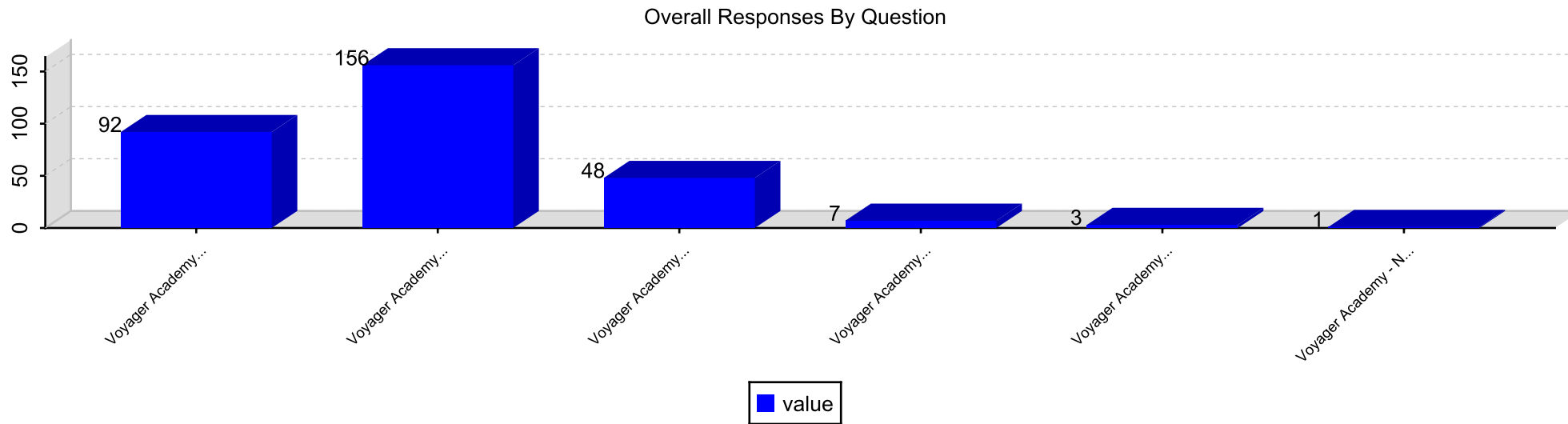
Question 19. My child knows the expectations for learning in all classes.



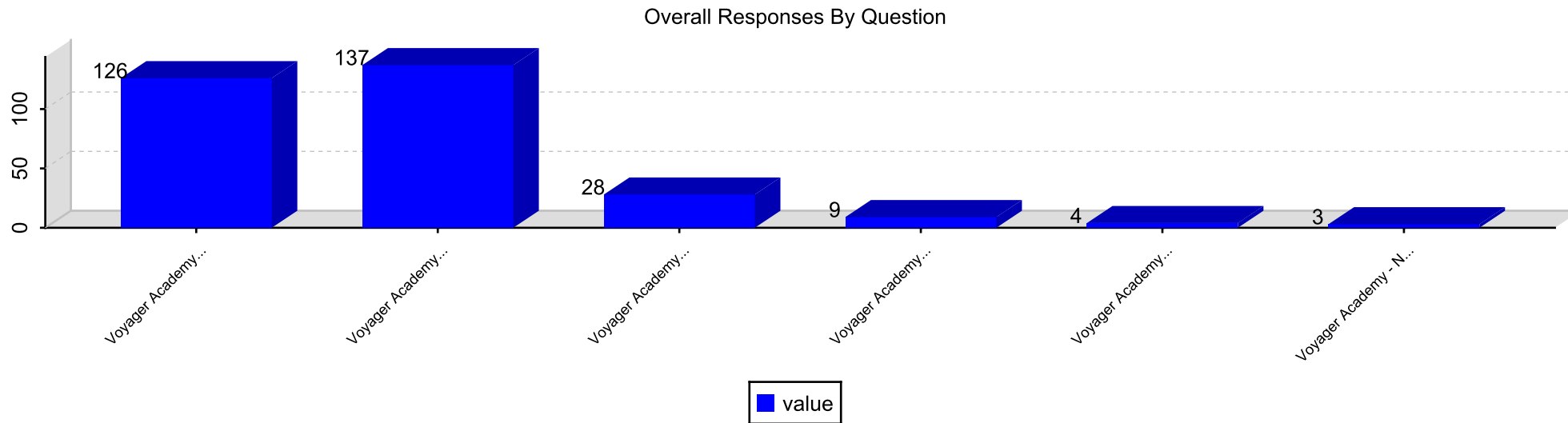
Question 20. My child has at least one adult advocate in the school.



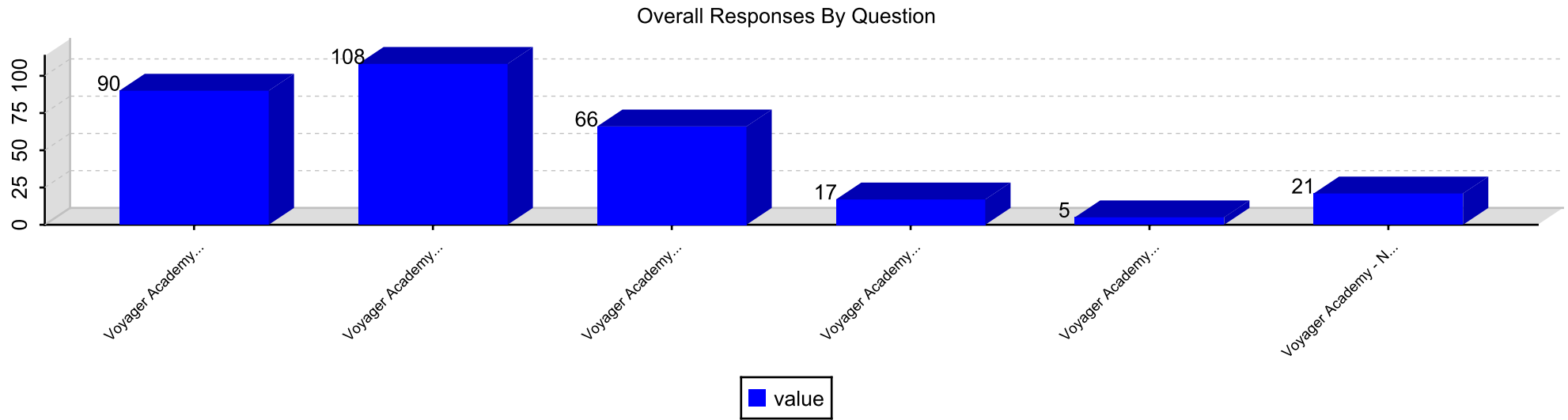
Question 21. My child is given multiple assessments to measure his/her understanding of what was taught.



Question 22. My child has up-to-date computers and other technology to learn.



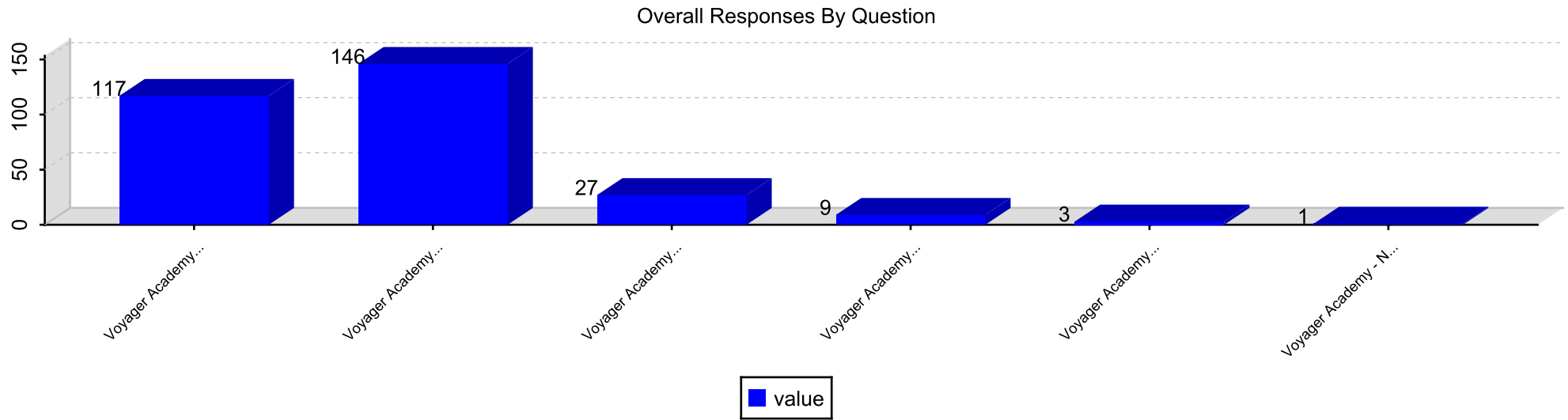
Question 23. My child has access to support services based on his/her identified needs.



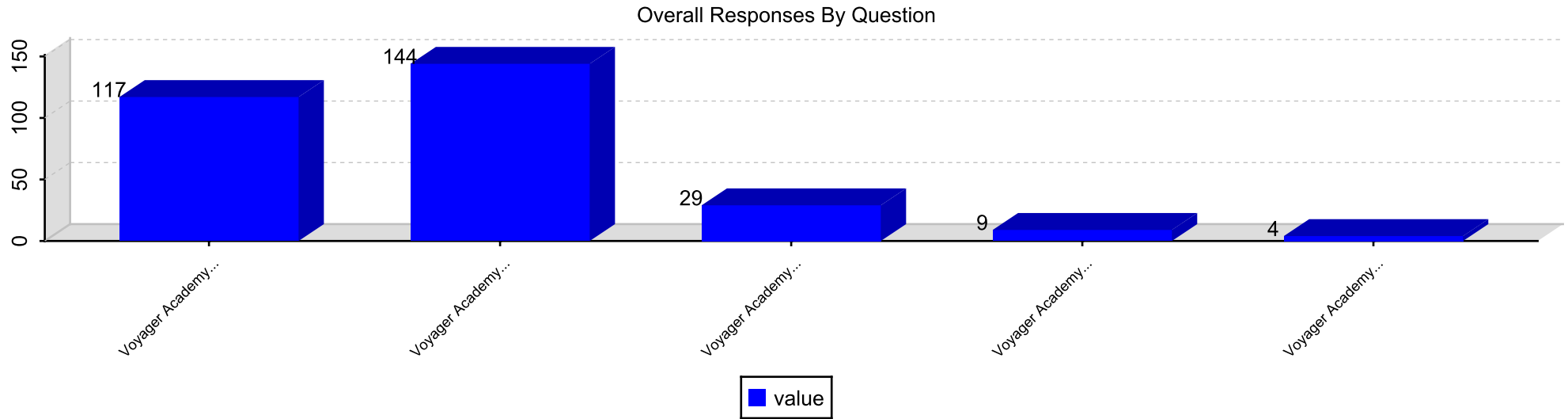
Section: Resources and Support Systems

Responses By Question

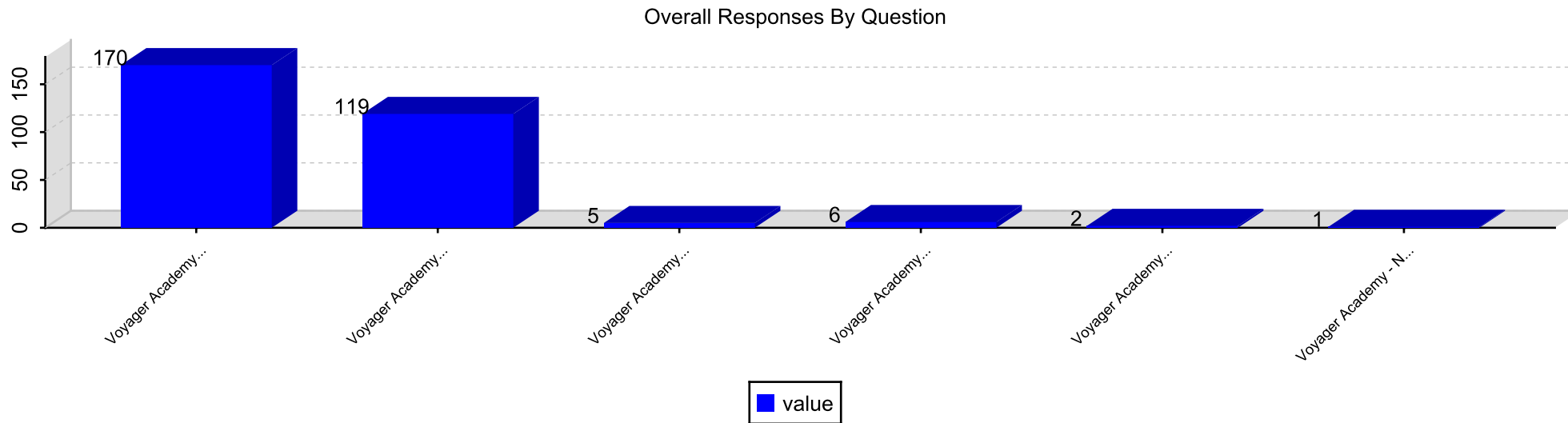
Question 24. Our school provides qualified staff members to support student learning.



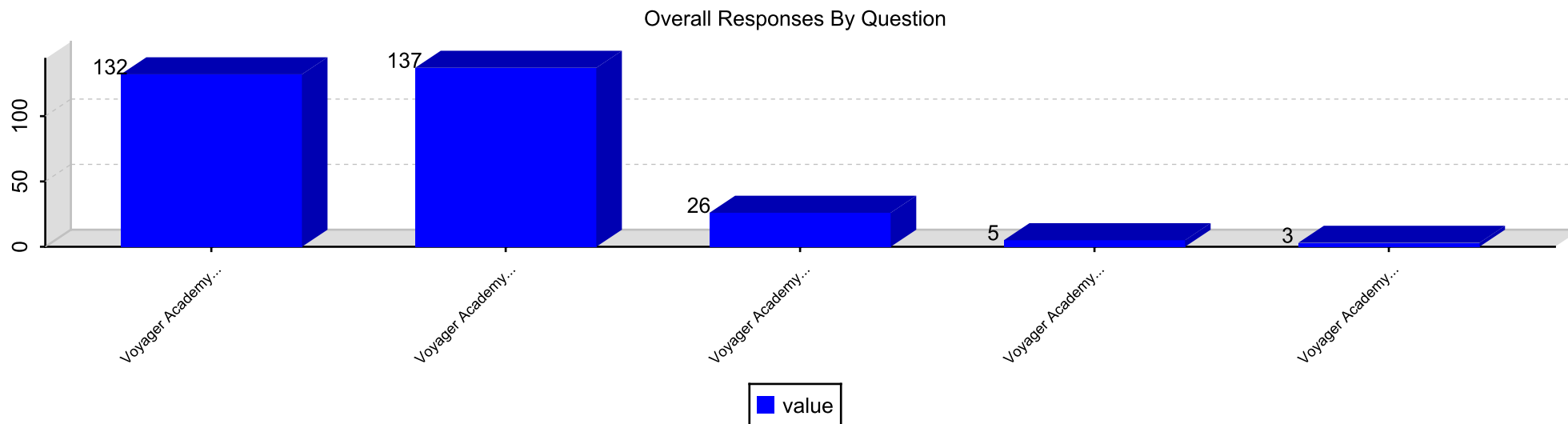
Question 25. Our school provides an adequate supply of learning resources that are current and in good condition.



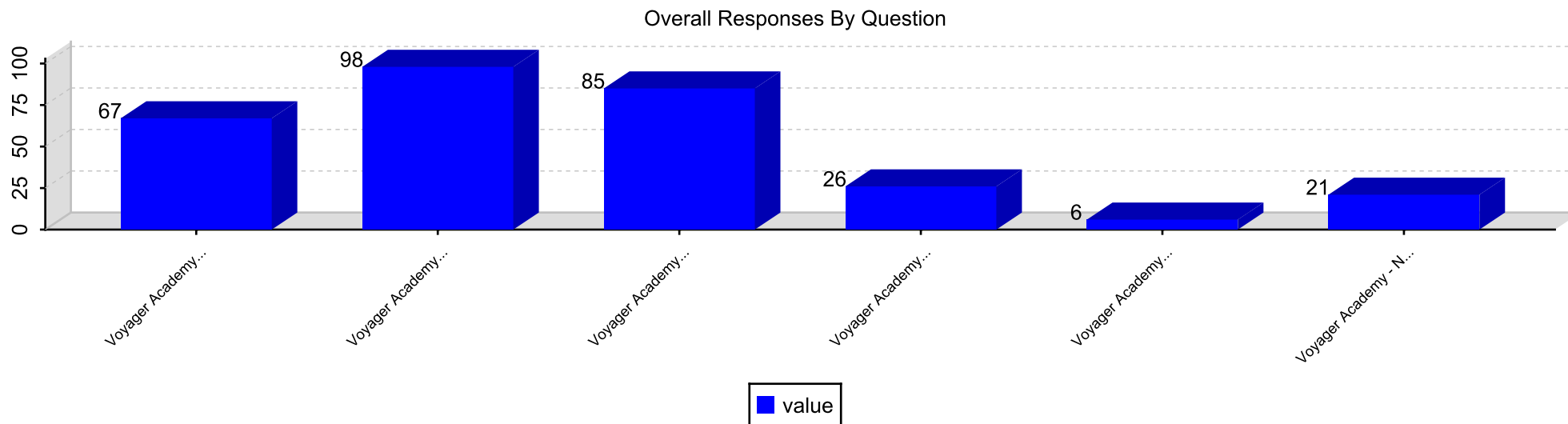
Question 26. Our school provides a safe learning environment.



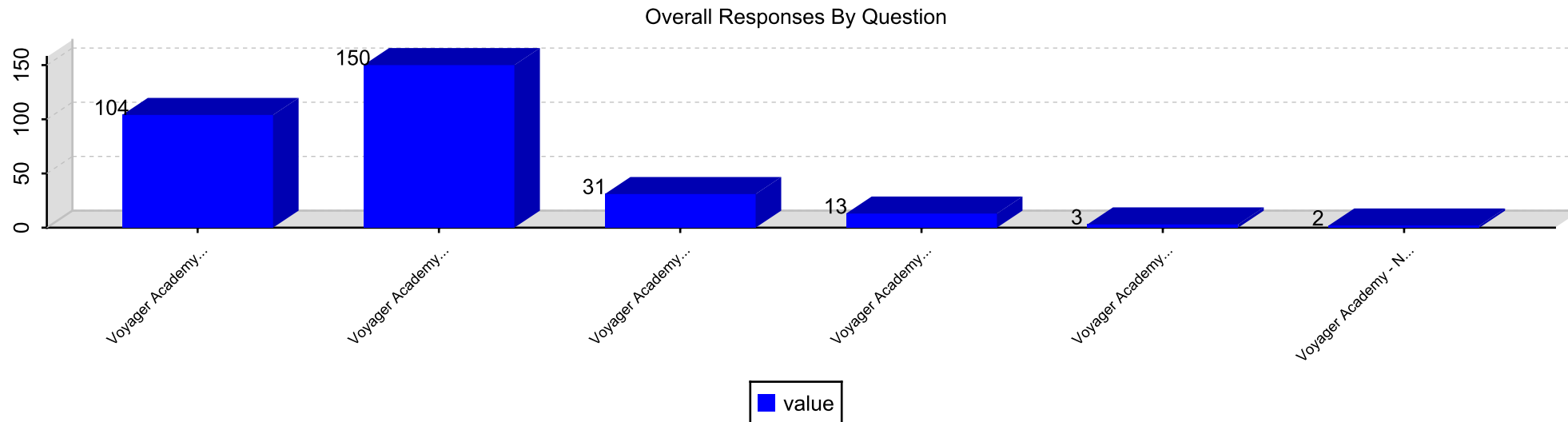
Question 27. Our school provides students with access to a variety of information resources to support their learning.



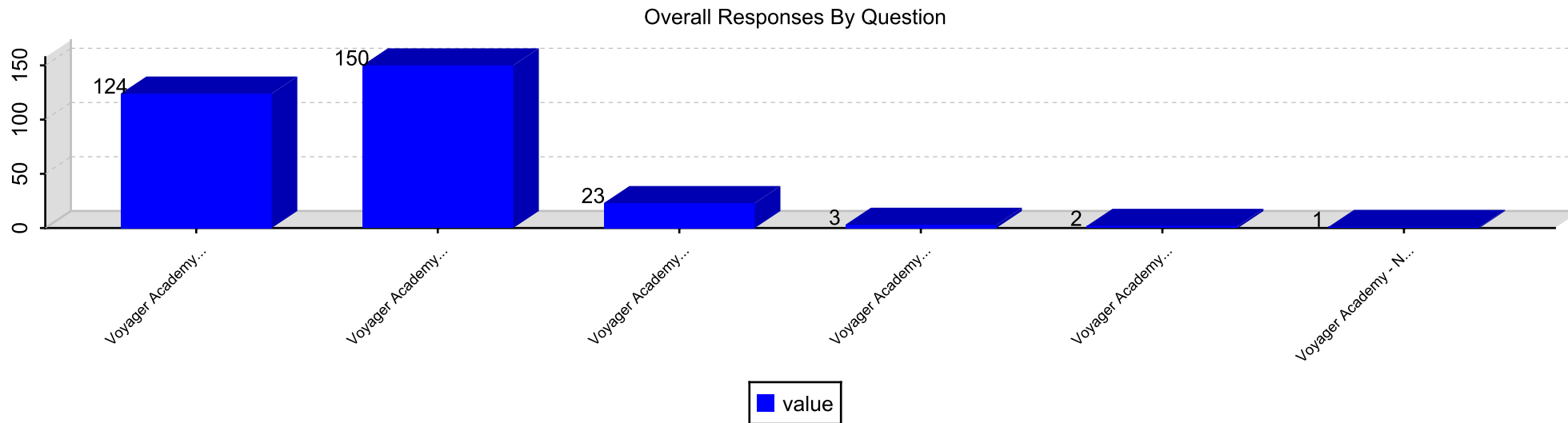
Question 28. Our school provides excellent support services (e.g., counseling, and/or career planning).



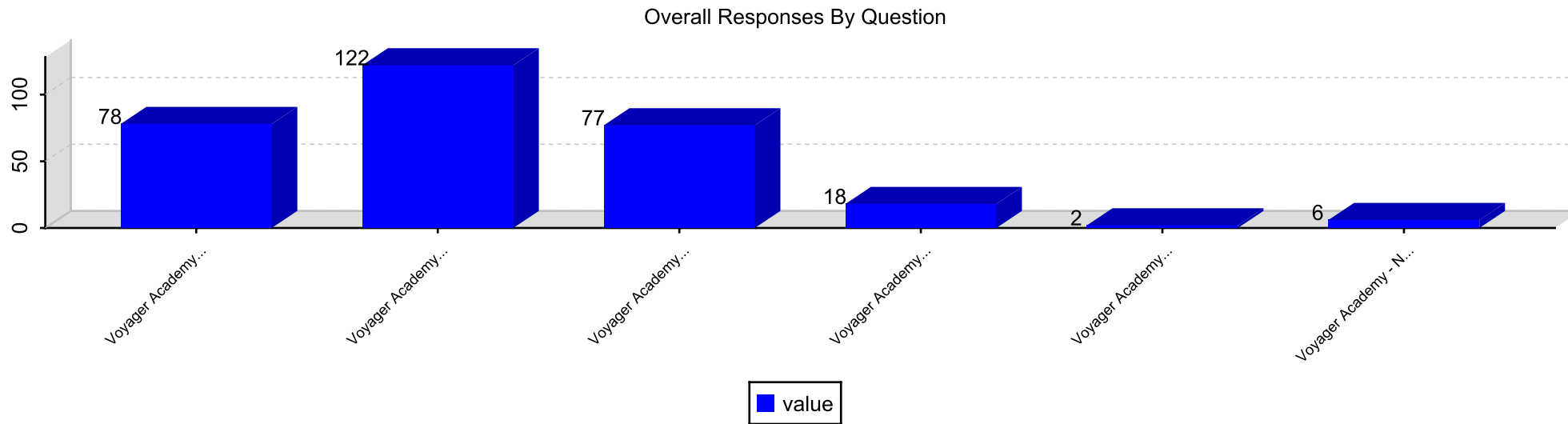
Question 29. Our school provides opportunities for students to participate in activities that interest them.



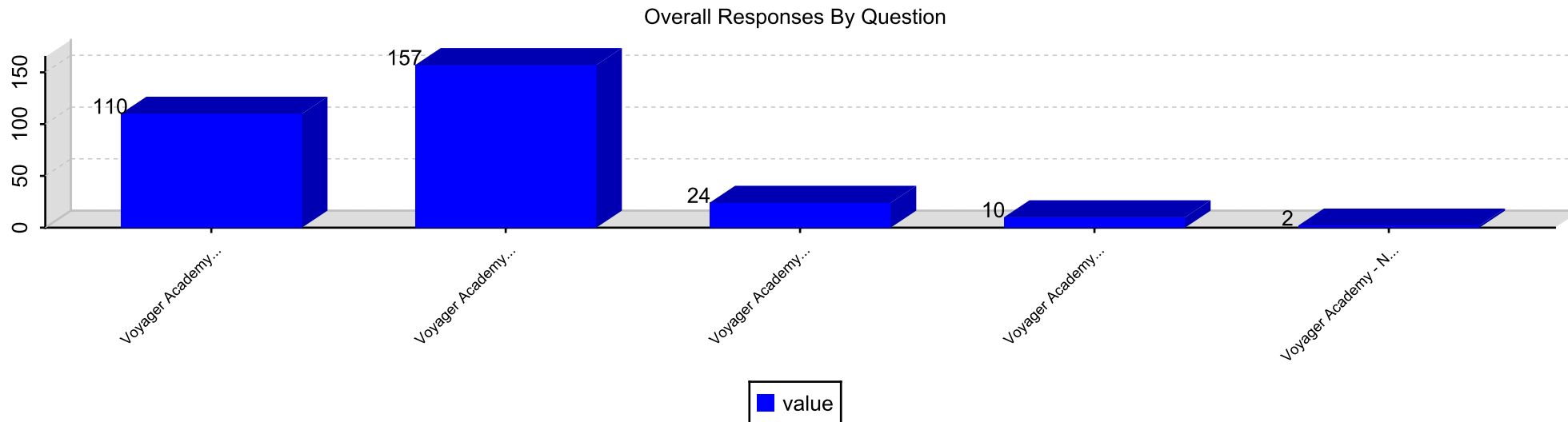
Question 30. Our school ensures that the facilities support student learning.



Question 31. Our school ensures the effective use of financial resources.



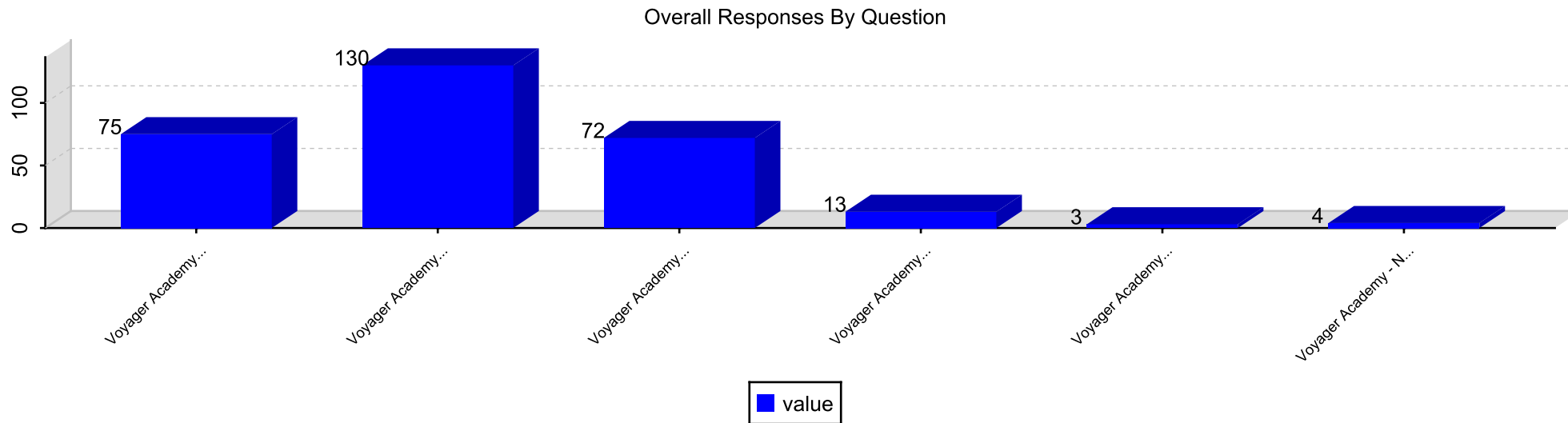
Question 32. Our school ensures that instructional time is protected and interruptions are minimized.



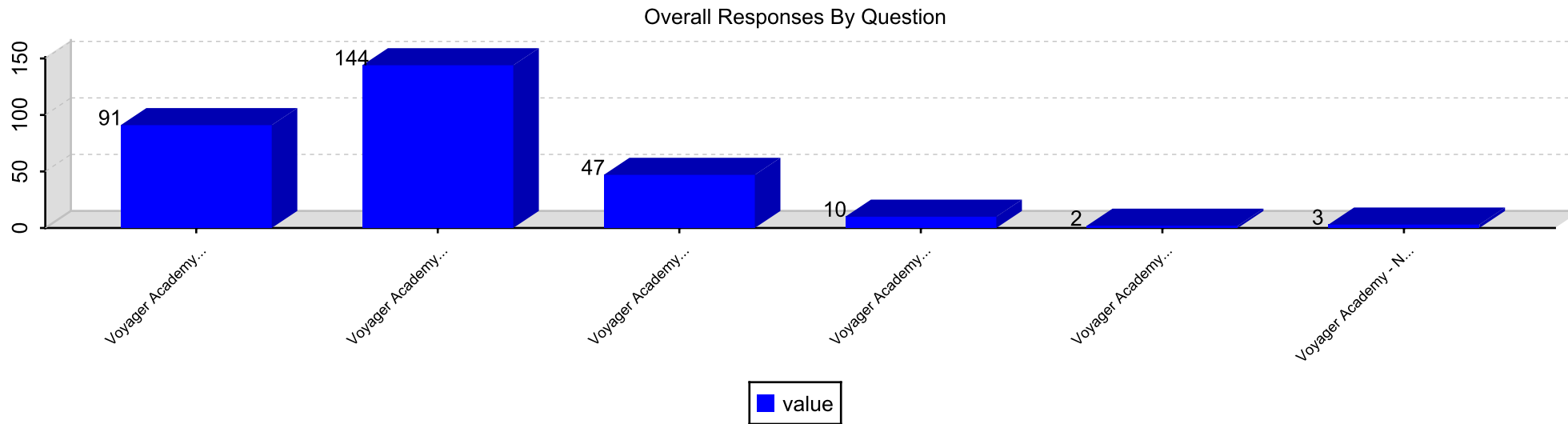
Section: Using Results for Continuous Improvement

Responses By Question

Question 33. Our school ensures that all staff members monitor and report the achievement of school goals.



Question 34. My child is prepared for success in the next school year.



Question 35. My child has administrators and teachers that monitor and inform me of his/her learning progress.

